

The **super clean** bread maker with harvest security built-in



SEEDING
THE FUTURE
SINCE 1856



KWS PALLADIUM



Group 2 Winter Wheat
KWS Zyatt x KWS Trinity

- Excellent disease resistance including 7.4 for *Septoria tritici*
- Very high untreated yield
- Short and stiff with early maturity

KWS Palladium is the new and exciting addition to the UK domestic bread markets. It is a super clean variety with one of the highest untreated yields on the market today, thanks to its scores for *Septoria* (7.4), mildew (8), yellow rust (9) and eyespot ([6]). Importantly, its *Septoria* resistance has a different genetic basis to that of other commercialised Group 2 varieties.

This early to mature variety (-1) is short and stiff with great resistance to sprouting, giving growers security at harvest. In addition, KWS Palladium has good yield potential across all the regions and performs well in both the first (100%) and second wheat (100%) slots.



AHDB

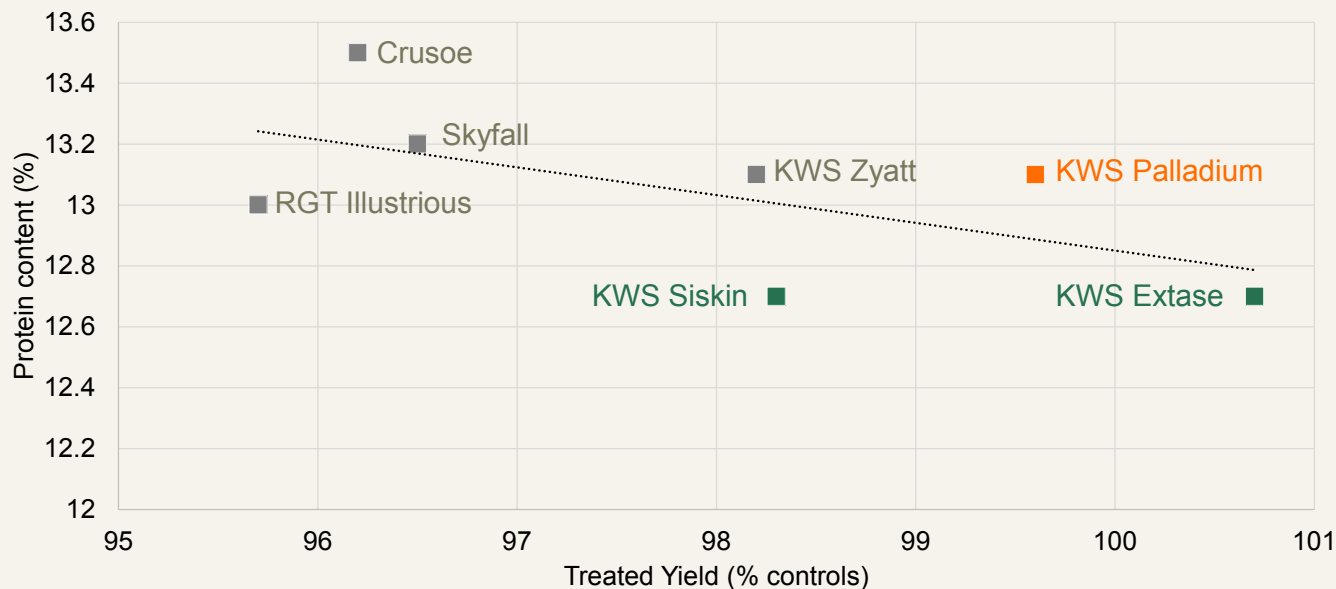
RECOMMENDED



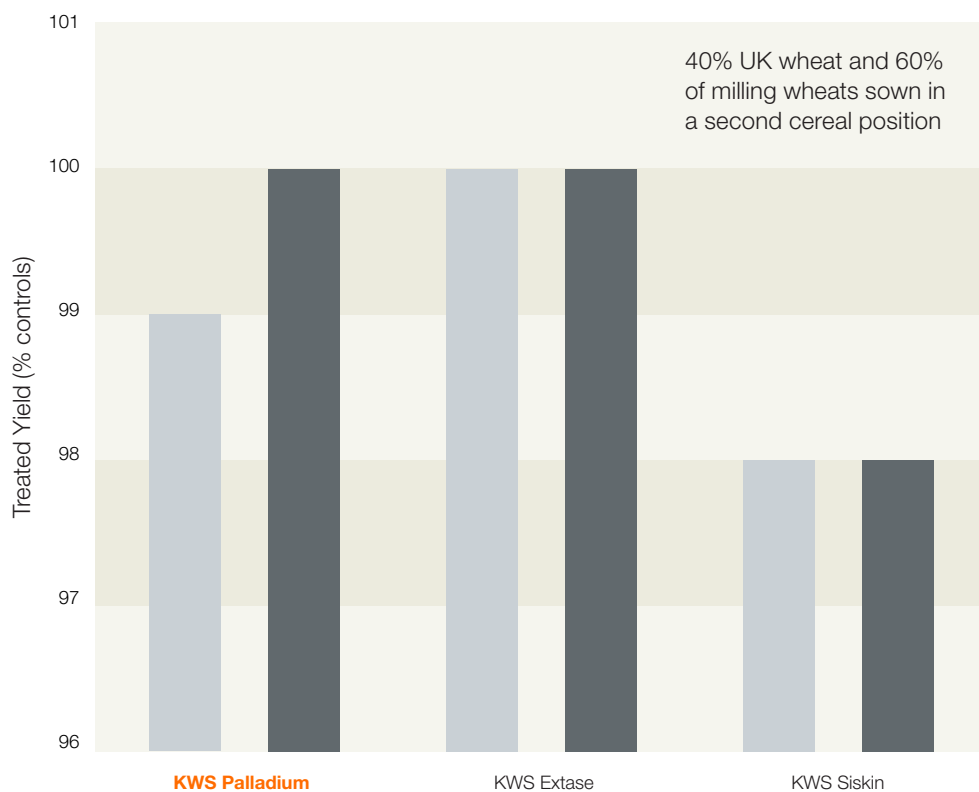
DYNAMIC
WHEATS

What makes KWS PALLADIUM the wheat variety for you?

KWS Palladium offers growers security at harvest with good resistance to sprouting and excellent HFN.



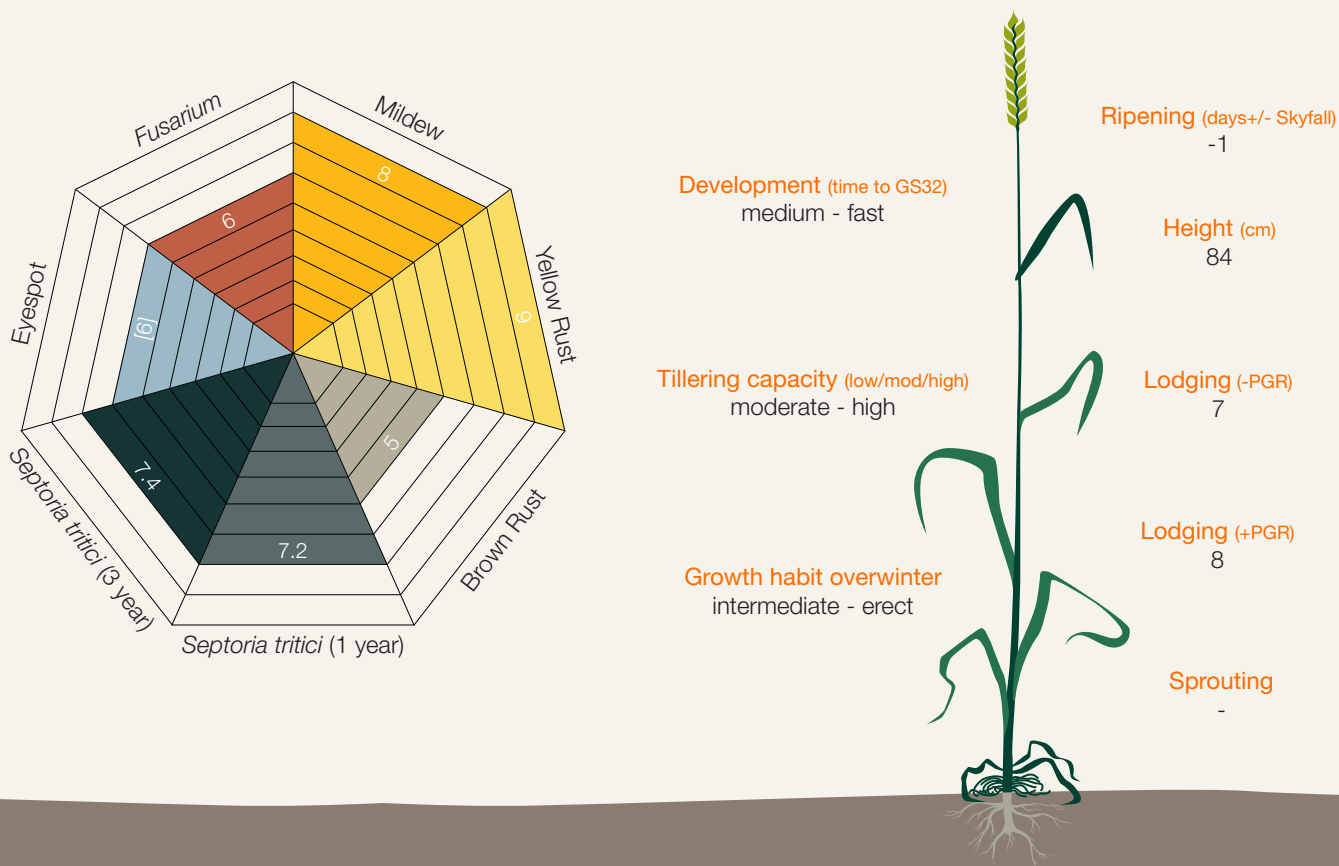
KWS PALLADIUM yield performance



Yield	% treated controls
UK	100
East	99
West	101
North	[99]
Untreated	90
Light	[98]
Heavy	98
1st cereal	100
2nd cereal	100
Early	-
Late	[99]

■ UK Yield ■ Second Wheat

Disease resistance and agronomy of KWS PALLADIUM



KWS PALLADIUM end markets

Extensive end-user testing over the past 4 contrasting seasons have shown that KWS Palladium produces a good white loaf with good gluten strength and loaf volumes.



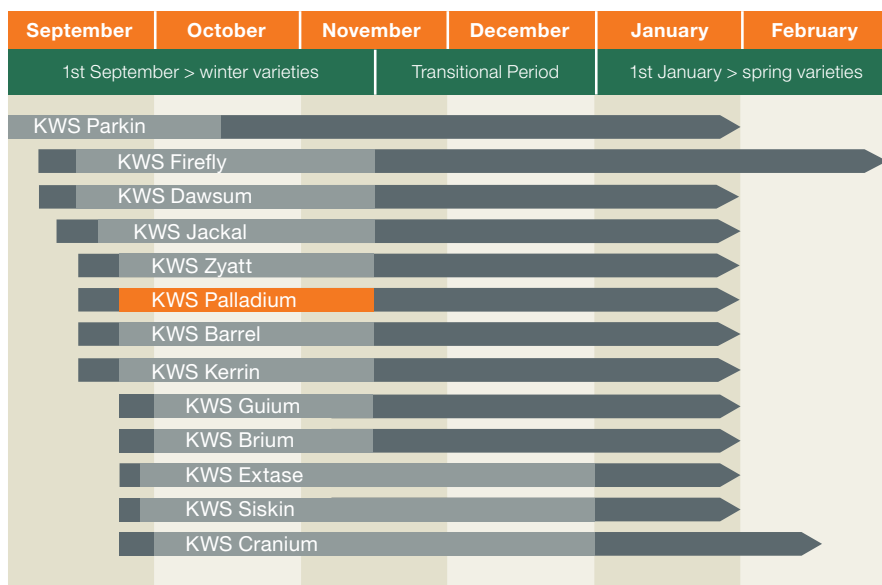
Data source: KWS private milling trials

KWS Palladium	
Grain Quality	
Protein content (%) - All Trials	13.1
Hagberg Falling Number	315
Specific Weight (kg/hl)	76.9

KWS PALLADIUM - Sowing for Peak Performance

80% of your crop's potential is locked in by the seed you buy and sow. While you can fine tune this with the correct nitrogen levels, using fungicides wisely to protect it from disease and paying attention to basic management principles, many attributes of your crop can't be changed. Therefore, it pays for you and your agronomist to make proactive choices before ordering a variety.

To get peak performance from KWS Palladium we recommend drilling in the following time window:



At KWS, we believe to get the best performance on your farm it is critical that when you choose your variety, you are using a wealth of data to tailor your choice for both your farm and individual field situation.

To learn more about Sowing for Peak Performance, scan the QR code or visit

bit.ly/3bRqCig



Seed Rates

	1st - 3rd week Sep	End Sep - Early Oct	Mid - Late Oct	Late Oct - Early Nov	Early Nov - Early Dec
Conditions					
Good Seed Bed	200 - 250	250 - 325	350 - 400	350 - 400	425 - 500
Bad Seed Bed	250 - 275	350 - 375	400 - 425	400 - 425	500+
Soil Type					
Light	250 - 275	275 - 350	350 - 375	350 - 375	425 - 475
Heavy	250 - 275	300 - 350	400 - 425	400 - 425	500+

Start sowing from:

Based on your location, we recommend sowing this wheat from a different date. The map to the right is divided into 5 regions, within each one is the recommended start date you could drill KWS Palladium from.

